

BRMUN5135WS

Rev.A Mar.-2024

描述 / Descriptions

SOT-363 塑封封装 PNP+PNP 数字三极管。
Double silicon PNP and PNP transistor in a SOT-363 Plastic Package.

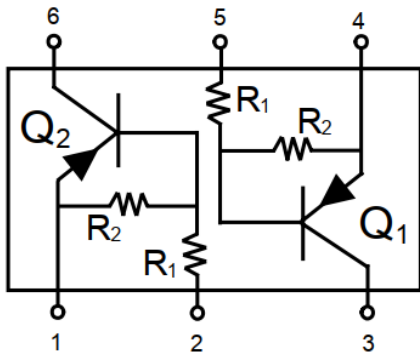
特征 / Features

内装偏置电阻，简化线路设计，减少元件和制造流程，无卤产品。
With built-in bias resistors, simplify circuit design, reduce a quantity of parts and manufacturing process, HF Product.

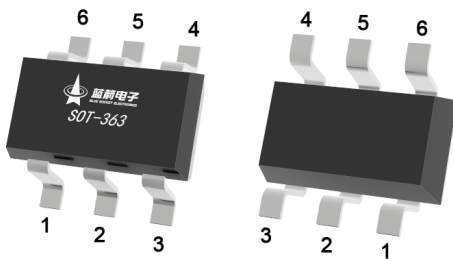
用途 / Applications

用于开关、界面电路以及驱动电路中。
Switching applications, interface circuit and driver circuit applications.

内部等效电路 / Equivalent Circuit



引脚排列 / Pinning



PIN 1、4 : Emitter PIN 2、5 : Base PIN 3、6 : Collector

放大及印章代码 / hFE Classifications & Marking

见印章说明。
See Marking Instructions.

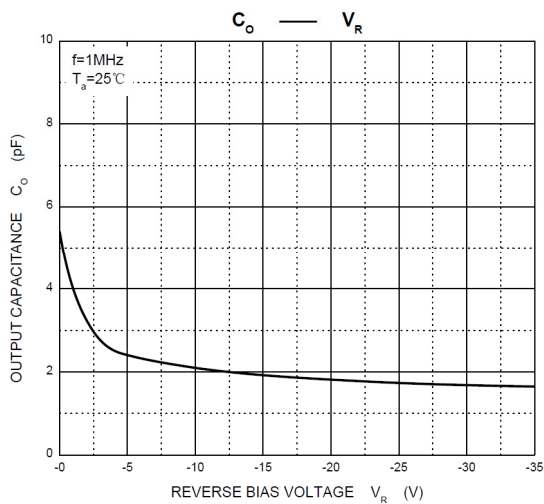
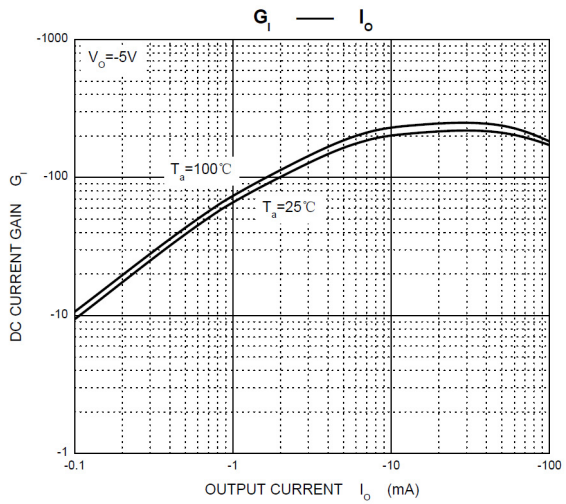
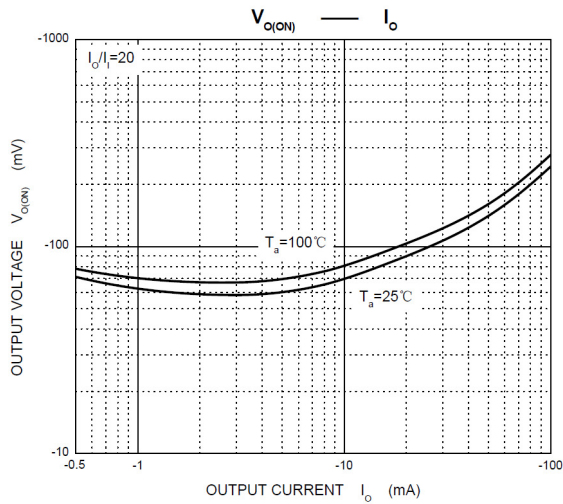
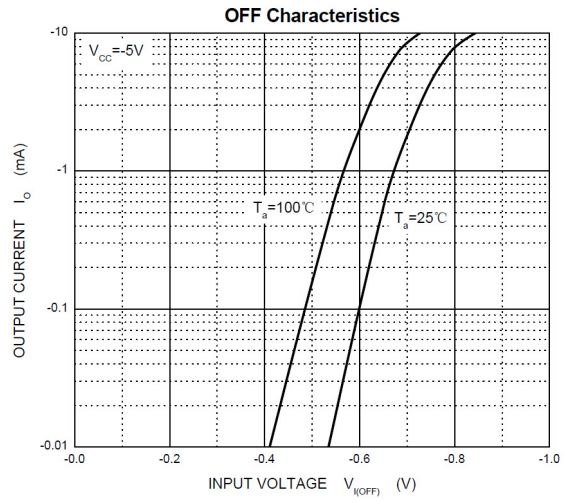
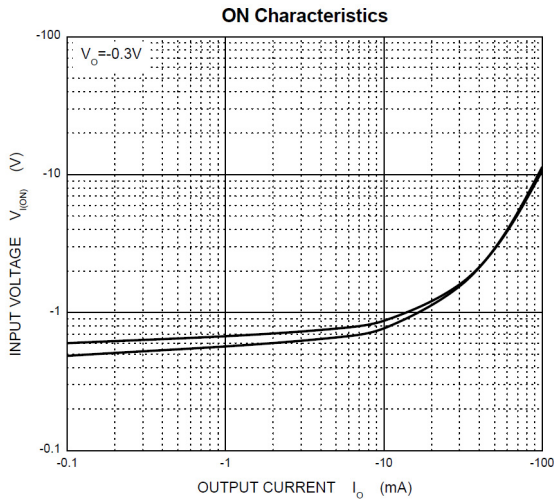
极限参数 / Absolute Maximum Ratings(Ta=25°C)

参数 Parameter	符号 Symbol	数值 Rating	单位 Unit
Supply Voltage	V _{CC}	-50	V
Input Voltage	V _{IN}	-12	V
		+5	V
Output Current	I _O	-100	mA
Power Dissipation	P _d	187	mW
Junction Temperature	T _j	150	°C
Storage Temperature Range	T _{stg}	-55~150	°C

电性能参数 / Electrical Characteristics(Ta=25°C)

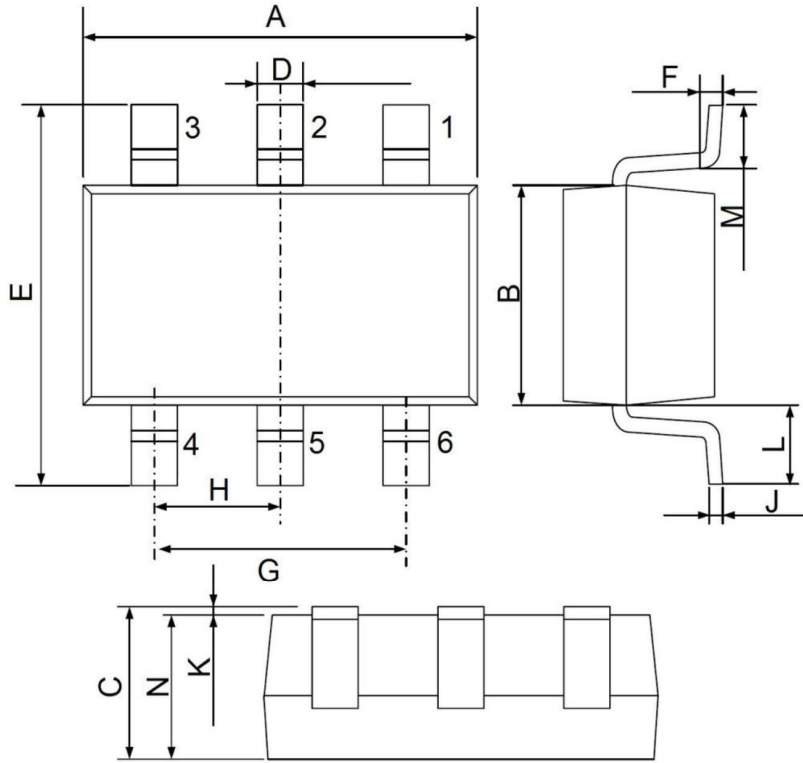
参数 Parameter	符号 Symbol	测试条件 Test Conditions	最小值 Min	典型值 Typ	最大值 Max	单位 Unit
Input Voltage	V _{I(off)}	V _{CC} =-5.0V I _O =-100μA	-0.5			V
	V _{I(on)}	V _O =-0.3V I _O =-5.0mA			-1.1	V
Output Voltage	V _{O(on)}	I _O =-5mA I _I =-0.25mA			-0.3	V
Input Current	I _I	V _I =-5.0V			-3.6	mA
Output Cut-off Current	I _{O(off)}	V _{CC} =-50V V _I =0V			-0.5	μA
DC Current Gain	G _I	V _O =-5.0V I _O =-10mA	80			
Transition Frequency	f _T	V _{CE} =-10V I _E =-5.0 mA f=100MHz		250		MHz
Resistance1	R ₁		1.54	2.2	2.86	KΩ
Resistance Ratio	R ₂ /R ₁		17	21	26	

电参数曲线图 / Electrical Characteristic Curve(PNP)



外形尺寸图 / Package Dimensions

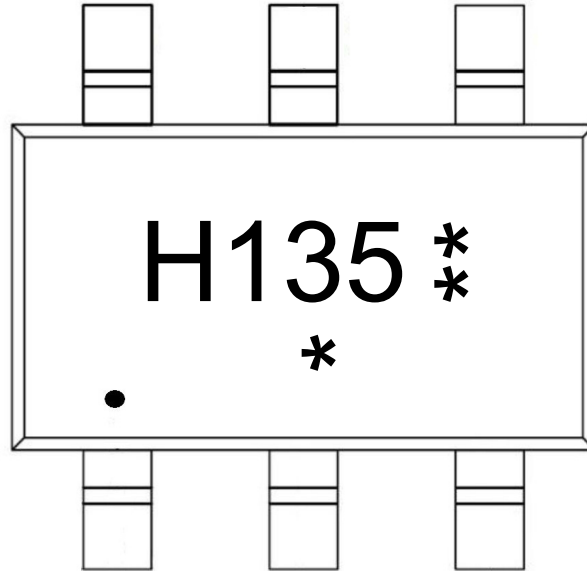
SOT-363-6L



UNIT: mm

DIM	MIN	MAX
A	2.00	2.20
B	1.15	1.35
C	0.90	1.10
D	0.15	0.35
E	1.95	2.25
F	0.20 Typ.	
G	1.20	1.40
H	0.65 Typ.	
J	0.08	0.15
K	0.00	0.10
L	0.525 Ref.	
M	0.26	0.46
N	0.90	1.10

印章说明 / Marking Instructions

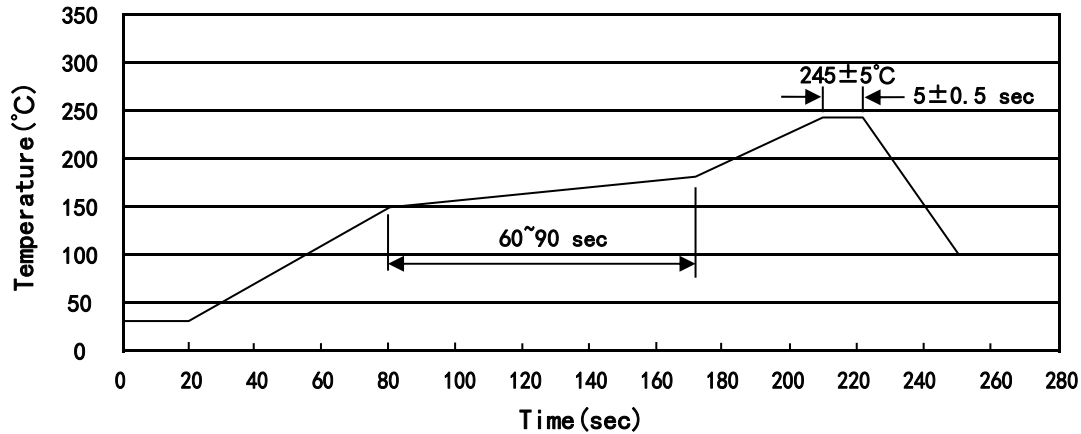


说明：

- ： 为“1”脚
- H： 为公司代码
- 135： 为型号代码
- ***： 为生产批号代码，随生产批号变化

Note:

- ： “1” Pin
- H： Company Code
- 135： Product Type Code
- ***： Lot No. Code, code change with Lot No

回流焊温度曲线图(无铅) / Temperature Profile for IR Reflow Soldering(Pb-Free)


说明：

- 1、预热温度 150~180°C，时间 60~90sec;
- 2、峰值温度 245±5°C，时间持续为 5±0.5sec;
- 3、焊接制程冷却速度为 2~10°C/sec.

Note:

- 1.Preheating:150~180°C, Time:60~90sec.
- 2.Peak Temp.:245±5°C, Duration:5±0.5sec.
3. Cooling Speed: 2~10°C/sec.

耐焊接热试验条件 / Resistance to Soldering Heat Test Conditions

温度：260±5°C

时间：10±1 sec.

Temp.:260±5°C

Time:10±1 sec

包装规格 / Packaging SPEC.

卷盘包装 / REEL

Package Type 封装形式	Units 包装数量					Dimension 包装尺寸 (unit: mm ³)		
	Units/Reel 只/卷盘	Reels/Inner Box 卷盘/盒	Units/Inner Box 只/盒	Inner Boxes/Outer Box 盒/箱	Units/Outer Box 只/箱	Reel	Inner Box 盒	Outer Box 箱
SOT-363	3,000	10	30,000	6	180,000	7" ×8	180×120×180	390×385×205

使用说明 / Notices